

NACHI

BRAKE MODULAR VALVE



BRAKE MODULAR VALVE

20~30 ℓ /min
0.8~21,25MPa

특징

- ①ACTUATOR 정지 시, 이상 압력의 발생을 방지하거나 부드럽게 정지시키는 압력제어 VALVE를 MODULAR 화 한 VALVE입니다.
- ②최고사용압력 25MPa, 압력조정범위 0.8~21MPa, 25MPa로 광범위하게 사용할 수 있습니다.

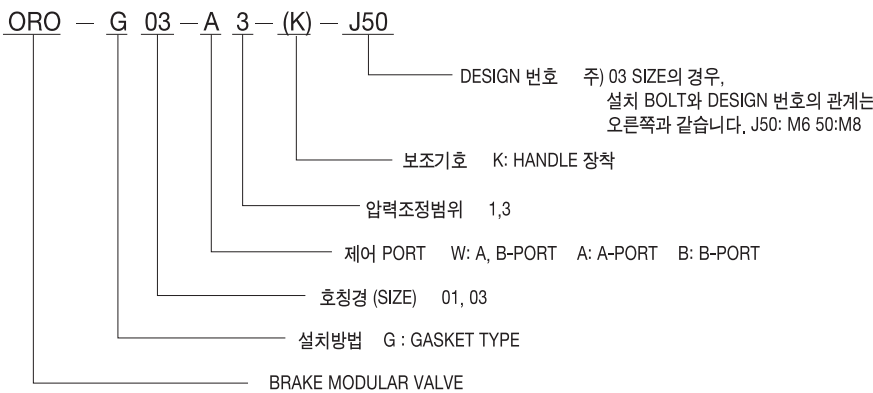
사양

형식	호칭경 (SIZE)	최고사용압력 MPa(kgf/cm ²)	최대유량 ℓ /min	압력조정범위 MPa(kgf/cm ²)	질량 kg	GASKET 면 치수
ORO-G01-W1-20 W3	1/8	25 {255}	20	0.8~ 7{ 8.2~71.4} 3.5~21{35.7~214}	1.5	ISO 4401-03-02-0-94
ORO-G01-A1-20 A3				0.8~ 7{ 8.2~71.4} 3.5~21{35.7~214}	1.4	
ORO-G01-B1-20 B3				0.8~ 7{ 8.2~71.4} 3.5~21{35.7~214}	1.4	
ORO-G03-W1-J50 W3	3/8	25 {255}	30	0.8~ 7{ 8.2~71.4} 3.5~25{35.7~255}	4.8	ISO 4401-05-04-0-94
ORO-G03-A1-J50 A3				0.8~ 7{ 8.2~71.4} 3.5~25{35.7~255}	4.0	
ORO-G03-B1-J50 B3				0.8~ 7{ 8.2~71.4} 3.5~25{35.7~255}	4.0	

●취급

- ①압력조정범위는 CRACKING 압력을 포함하여 나타냅니다.
- ②안전-VALVE으로서 사용할 경우에는 압력 OVERRIDE분을 실제회로 압력보다 높여서 사용해 주십시오.
- ③SUB PLATE 및 설치 BOLT는 포함되어 있지 않으므로, 필요한 경우에는 D-90~D-95 페이지에 의해 지정해 주십시오.

형식설명

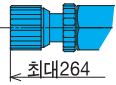
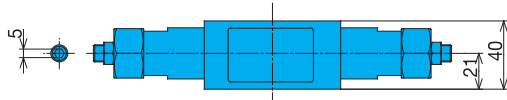
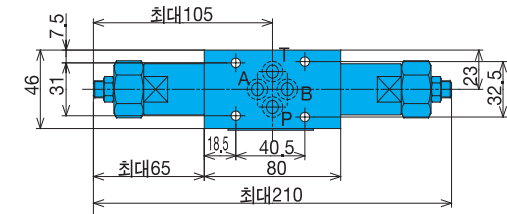


D
MODULAR VALVE

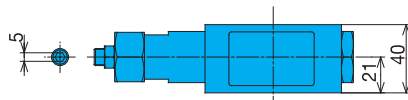
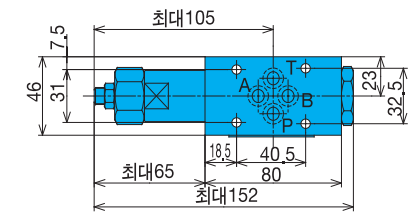
설치치수도

주) 조정나사 (BOLT)는 우회전하면 압력이 상승, 좌회전하면 압력이 하강합니다.

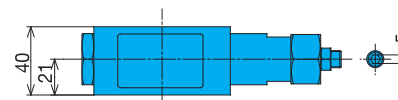
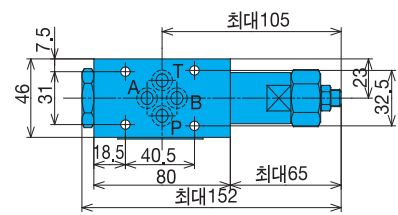
ORO-G01-W*-20



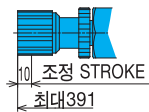
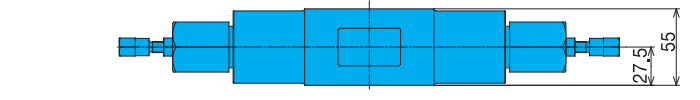
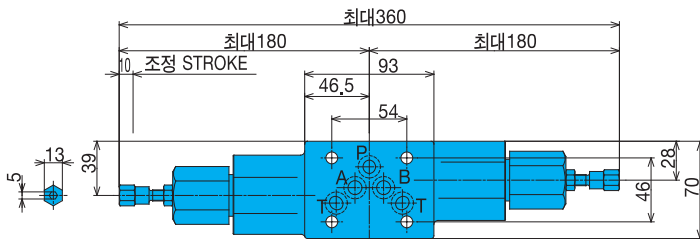
ORO-G01-A*-20



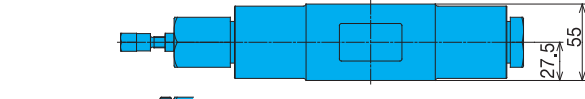
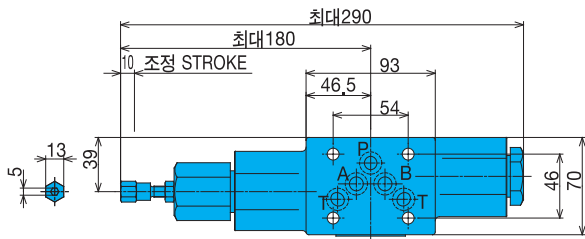
ORO-G01-B*-20



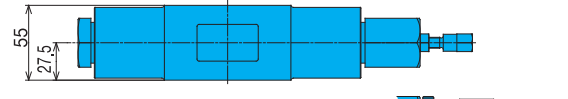
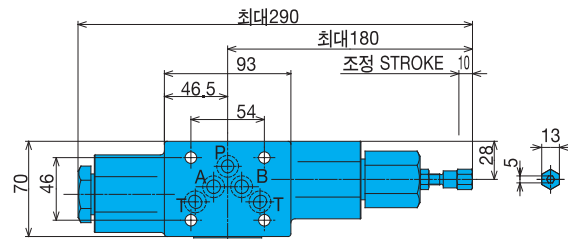
ORO-G03-W*-J50



ORO-G03-A*-J50



ORO-G03-B*-J50



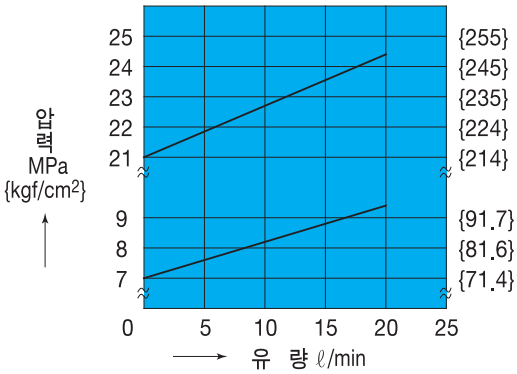
D MODULAR VALVE

성능곡선

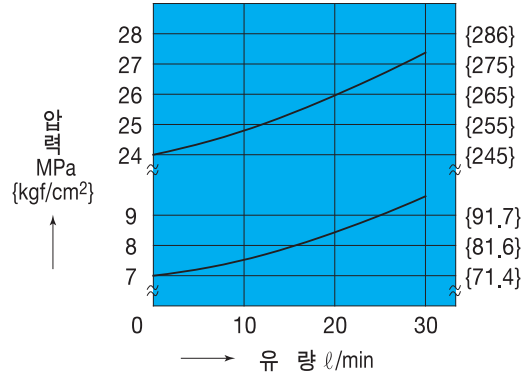
작동유 동점도 32mm²/s

압력-유량특성

ORO-G01-**-20

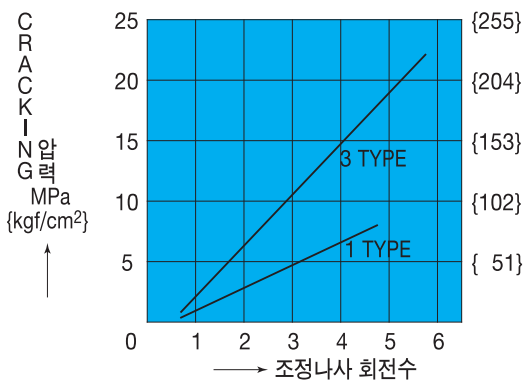


ORO-G03-**-J50

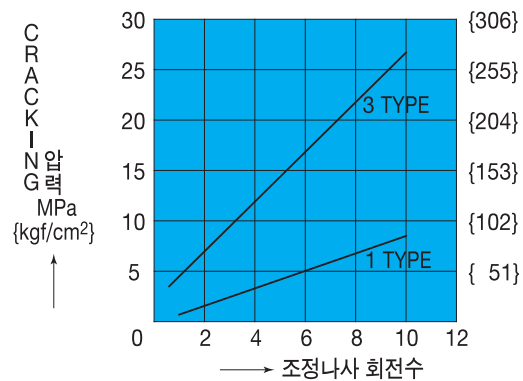


조정나사회전수-압력특성

ORO-G01-**-20

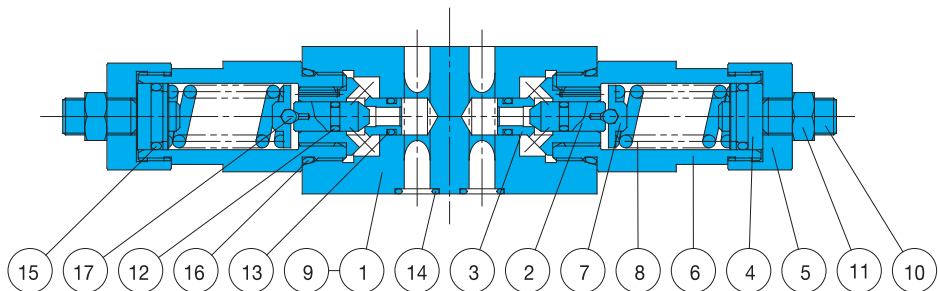


ORO-G03-**-J50



단면구조도

ORO-G01-W*-20



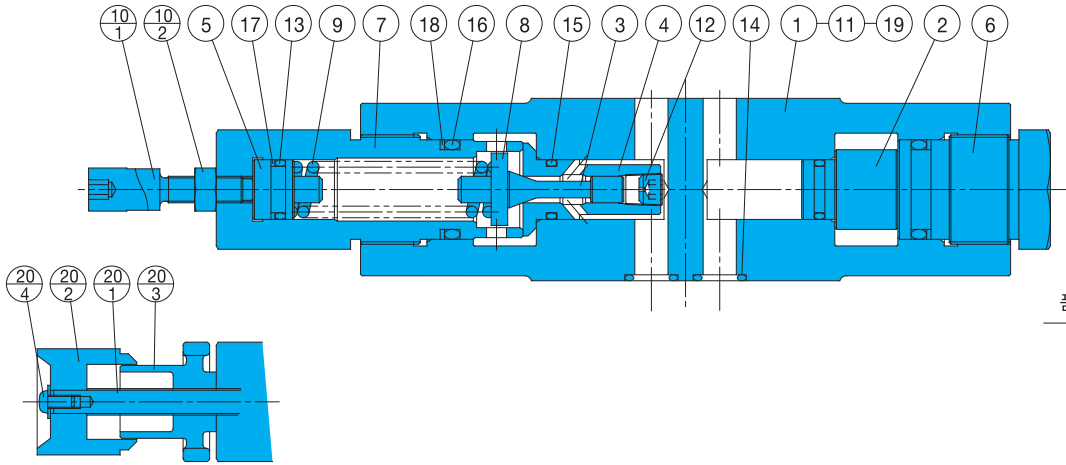
품번	부품명칭
1	BODY
2	POPPET
3	SEAT
4	PLUNGER
5	BUSHING
6	RETAINER
7	GUIDE
8	SPRING
9	PLATE
10	SCREW
11	NUT
12	O-RING
13	O-RING
14	O-RING
15	O-RING
16	O-RING
17	BALL
18	SCREW
19	KNOB
20	NUT
21	SCREW

SEAL 부품 일람표 (KIT TYPE BRBS-OIRO*)

품번	부품명칭	부품 형식 번호	개수		
			W	A	B
12	O-RING	1A-P5	2	1	1
13	O-RING	1B-P7	2	2	2
14	O-RING	1B-P9	4	4	4
15	O-RING	1B-P14	2	1	1
16	O-RING	1B-P22	2	2	2

주) 1. O-RING 1A/B-**는 JIS B2401-1A/B-**를 나타냅니다.
 2. KIT TYPE의 *표시는 W, A, B중에 어느 것이든 표시해 주시기 바랍니다.

ORO-G03-A*-J50



품번	부품명칭
1	BODY
2	PLUG
3	POPPET
4	SEAT
5	PLUNGER
6	BUSHING
7	RETAINER
8	GUIDE
9	SPRING
10	SCREW KIT
10 ⁻¹	SCREW
10 ⁻²	NUT
11	PLATE
12	ORIFICE
13	O-RING
14	O-RING
15	O-RING
16	O-RING
17	BACK-UP RING
18	BACK-UP RING
19	PIN
20	HANDLE KIT
20 ⁻¹	SCREW
20 ⁻²	KNOB
20 ⁻³	NUT
20 ⁻⁴	SCREW

SEAL 부품 일람표 (KIT TYPE BRES-O3RO*)

품번	부품명칭	부품 형식 번호	개수		
			W	A	B
13	O-RING	1A-P14	2	1	1
14	O-RING	AS568-014(Hs90)	5	5	5
15	O-RING	1B-P14	2	2	2
16	O-RING	1B-P24	2	2	2
17	BACK-UP RING	T2-P14	2	1	1
18	BACK-UP RING	T2-P24	2	2	2

- 주) 1. O-RING 1A/B-**는 JIS B2401-1A/B-**를 나타냅니다.
 2. BACK-UP RING은 JIS B2407-T2-**를 나타냅니다.
 3. KIT TYPE의 *표시는 W, A, B중에 어느 것이든 표시해 주시기 바랍니다.

D
MODULAR VALVE